




JACKSON COUNTY



Pick-up

Fair

Final

MARKET POULTRY RECORD BOOK | YEAR 1

Name: _____

Fair Age (As of 1/1 current year): _____ Birthdate: _____
Mo. Day Year

Number of Years in 4-H: _____

Number of Years Showing Breeder Poultry: _____

4-H Club: _____

4-H Leader: _____

Record Started: _____ Record Closed: _____
Mo. Day Year Mo. Day Year

MICHIGAN STATE UNIVERSITY | **Extension**
MSU is an affirmative-action, equal-opportunity institution.

Why Keep Records?

This record is a part of your 4-H Project. By keeping records up to date, you will be able to see how much progress you make as you set goals and work to accomplish them.

Keeping good records on your project will:

- Help you learn about animals, their rate of growth, the feed they require, the cost of the feed and their habits.
- Let you know if you made or lost money and how much.
- Improve your management practices.
- Give you a record of your project activities.

Objectives:

To let 4-H Members:

- Experience the obligation and responsibility required in a livestock enterprise.
- Experience and cope with the “values” and “attitudes” of responsibility in a relatively unsupervised environment. Supervision will be on a periodic basis.
- Contribute to the family table with meat or to experience the marketing process and system throughout the sale of the product.
- Experience competition through showing the animal at local area organization sponsored shows, the fair and statewide shows.

Keep this record as part of your Personal 4-H Records. This information is helpful for you to plan future year’s market projects, as well as if you ever apply for 4-H awards or a 4-H scholarship.

Remember- Records are no better than what YOU put into them!


Leaders Comments:

Leaders Signature: _____

Demonstrate Your Knowledge

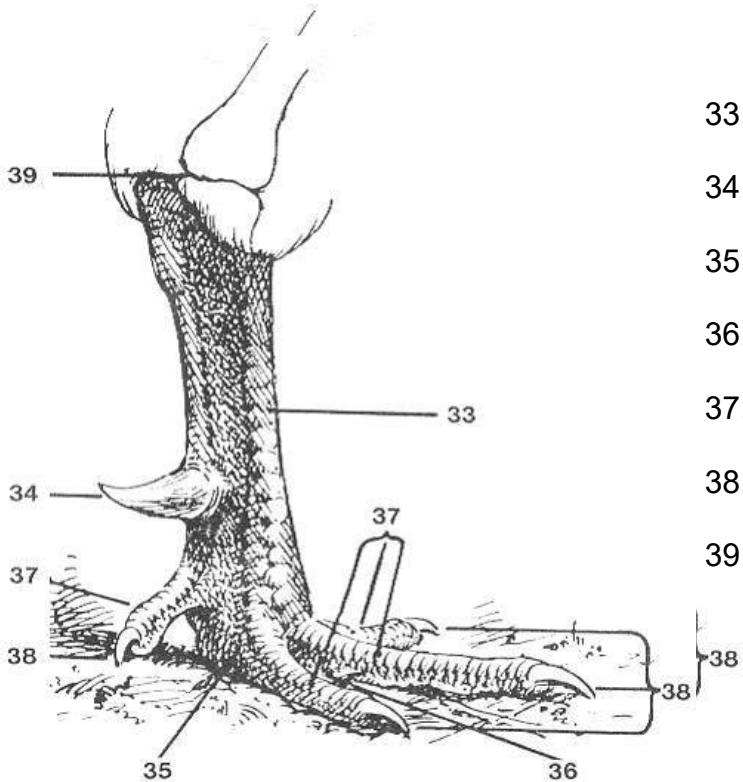
Parts of the Wing and Foot

Label the Parts of a Wing:



1. _____
2. _____
3. _____
4. _____
5. _____
6. _____

Label the Parts of a Foot:



33. _____
34. _____
35. _____
36. _____
37. _____
38. _____
39. _____


Bird Information

Survival Rate & Weight

Date	Week	# Birds	Weight of 1 Bird	Total Weight Columns 3 x 4	# Died	Cause of Death (if known)
	0					
	1					
	2					
	3					
	4					
	5					
	6 Fryer End Week					
	7					
	8 Broiler End Week					
	9					
	10 Roaster End Week					
	11 Duck End Week					
	12					
	13					
	14					
	15					
	16 Turkey End Week					
	17 Goose End Week					
	18					

Bird Information

Growth Rate Graph for Turkeys, Geese & Ducks



Bird Information

Growth Rate Graph for Chickens



Management Section

What type of brooder guard was used? _____

What type of heat source was used? _____

How much light was given per day? _____ hours

What type of litter material was used? _____

How many times was the litter changed? _____

Did you change the type of feeders / waterers used as the birds grew? _____ yes _____ no

If yes, describe changes _____

Did you add anything to the water? _____ yes _____ no

If yes, what did you add and why? _____

Survival Rate = # Birds alive (Final Week) / Total # of Birds Purchased x 100

Survival Rate = _____ / _____ x 100 = _____ %

Feed Section

What kind of feed did you use? (Commercial, home grown, etc. List all kinds used) _____

Name of the feed company if you used a commercial feed. If you used homegrown / custom feed list all of the ingredients. _____

Feeds Chart

Week	Pounds of Feed Purchased	Total Cost of Feed Purchased	Protein Level (%)	Phosphorus Level (%)	Type of Feed (crumble, pellet, mash)
1					
2					
3					
4					
5					
6					
7					
8					
9					
10					
11					
12					
13					
14					
15					
16					
17					
18					
Totals					

Financial Records

Date Birds Arrived: _____

Number of Birds Purchased: _____

Cost of Each Bird: _____ Total Cost: _____

Health Expense Record (Mark N/A if not used)

Date	Kind of Expense (medication, water additive (electrolytes))	Cost
Total Cost for Health Expenses		

Miscellaneous Expenses (Mark N/A if not used)

(include all expenses not reported elsewhere: litter, light bulbs, etc.)

Date	Description	Amount
Total Cost for Miscellaneous Expenses		

Grand Total: _____

Market Project Calculations

Calculate the following...

Average Daily Gain (ADG):

Survival Rate Chart: (Final Week, column 4) – (Week 1, column 4) / Number of days birds were raised. Show your work.

Feed Efficiency:

Total lbs feed used / Total weight gain (Survival Rate Chart: Final Week, Col. 5 – Week 1, Col. 5) Show your work.

Financial Summary

Feed Costs(Total)* \$ _____

Cost of Birds \$ _____

Health Expenses..... \$ _____

Miscellaneous Expenses \$ _____

** Remember to subtract the value of any unused feed*

Production Cost = feed costs + cost of birds + health expenses + misc. expenses

Your Production Cost = \$ _____

Cost per Pound = Production Cost/Total Weight of Grown Birds**

Your Cost per Pound = \$ _____

*** Take the weight of one average sized bird and multiply it by the number of birds left at the end of your project.*

Quality Assurance Statement

I certify that my animal projects are drug free by Federal Food and Drug Administration standards. I have followed all withdrawal periods for animal health products and substances used; practiced good animal husbandry (fed and watered regularly, provided shelter); and my project has been ethically and humanely cared for (given roughage, no unethical surgical alterations, no drenching, no rubbing of methanol and hitting with a card). If my leader, the superintendents or judges feel that I have not followed these rules, I acknowledge and accept that my animal may be subject to drug and residue testing or further investigation. Upon a positive confirmation or proof, I understand that the penalties will consist of the following: responsibility for the cost of the testing; forfeiture of all prize money, trophies, and sale and/or market value premiums; prompt removal from the fairgrounds; and loss of privileges to show at the Jackson County Fair.

My parents or guardians assume equal responsibility for following these and other prescribed guidelines set by the fair for these projects.

Member Signature _____

Print Name _____

Parent Signature _____

Print Name _____

Date _____

Supported by:

MSU Extension – Jackson County and the Jackson County 4-H Livestock Association
MSU Extension – Jackson County programs and materials are open to all without regard to race, color, national origin, gender, religion, age, disability, political beliefs, sexual orientation, marital or family status.

MSU Extension – Jackson County 1715 Lansing Ave, Suite 257, Jackson, MI 49202
Phone: (517) 788-4292 Fax: (517) 788-4640 E-mail: msue.jackson@county.msu.edu

4-H Market Poultry Project Book Score Sheet

Name: _____

4-H
Club: _____

Page		Possible Points	Your Points
1-2	COVER SHEET & WHY KEEP RECORDS	5	
3	Demonstrate Your Knowledge PARTS OF THE WING AND FOOT	5	
4	SHORT STORY AND PHOTOGRAPHS	10	
5-7	BIRD INFORMATION	15	
8	MANAGEMENT SECTION	10	
9	FEED SECTION	10	
10	FINANCIAL RECORDS	10	
11	PROJECT CALCULATIONS	15	
12	FINANCIAL SUMMARY	15	
13	QUALITY ASSURANCE STATEMENT	5	
	TOTAL POINTS: A: 80-100; B: 60-79; C: 10-59	100	

Jackson County 4-H Small Animal
Association By-Laws, Rules and
Regulations
Agreement Form

We have read the Small Animal by-laws, rules, and regulations and fully understand them. We agree to abide by them. These by-laws, rules, and regulations are in addition to the Jackson County Fair Book rules.

Each member that will be showing animals at the Fair must sign and return this form to the Superintendents during check-in at the fair to be eligible to show at fair.

Name of 4-H Club _____

Member Name

Member Signature

Species (please check)

Dogs _____ Rabbits _____

Poultry _____ Goats _____

Parent/Guardian _____ Date _____